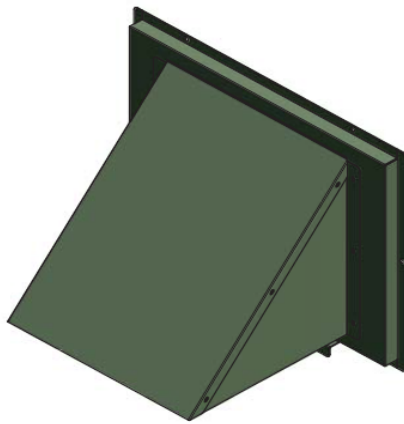
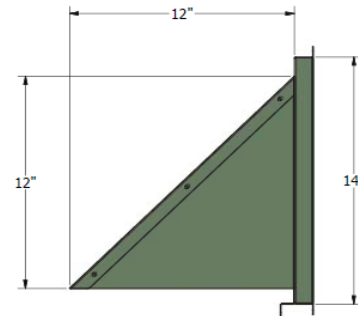
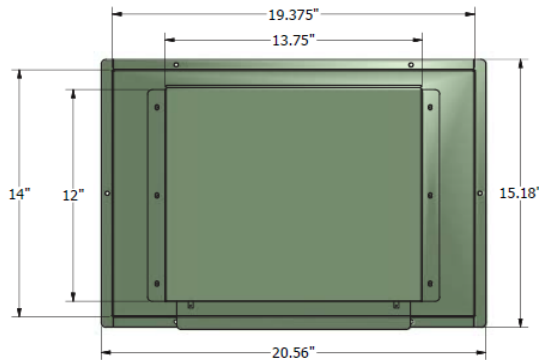




The 110-RX-009GG is a 0-35% manual outside air damper designed to replace the horizontal return cover with no drilling or field assembly required. The amount of outside air is controlled by adjusting the position of the slide dampers.



### Installation

1. Inspect the hood for damage and missing parts.
2. Remove the horizontal duct opening cover and retain the screws.
3. Secure the damper over the horizontal opening using the screws and existing holes in the unit.
4. Adjust the slide dampers to the desired position.

NOTE: The hood will need to be removed to adjust the top slide damper. The top damper must be removed to allow for maximum fresh air